

ABS-Lock SYS Lifeline Systems

Under EN 795:2012 & CEN/TS 16415:2013



Tensioning of the lifeline

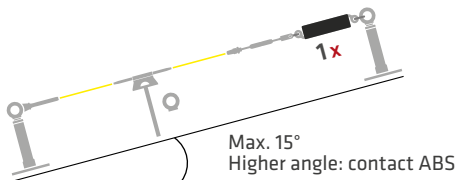
≤ 80 m

1x ABS CompactForce or ABS tensioning element + 1x ABS clevis

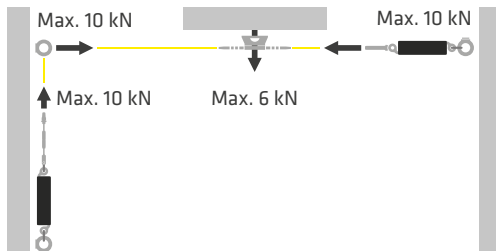
> 80 m

2x ABS CompactForce or ABS tensioning element

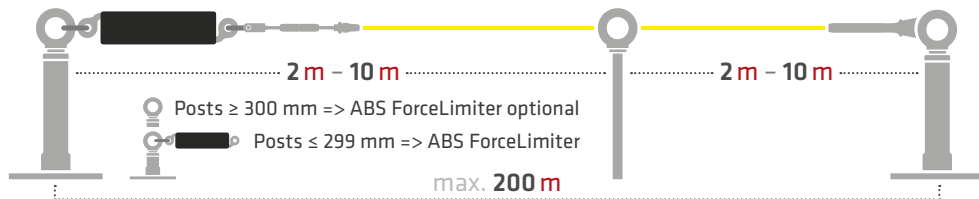
15° max angle under EN 795:2012



Maximum forces in lifeline system



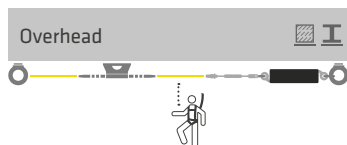
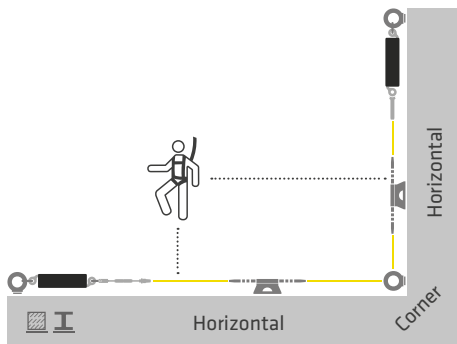
Maximum span and system length



Maximum span length according substructure, to prevent deformation of the posts und pre-tension of the cable

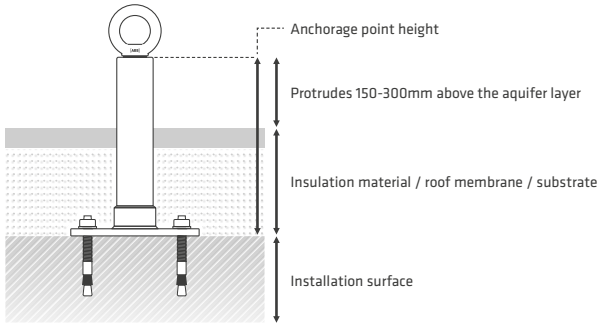
- Concrete (min. C20/25 - max. C50/60) & steel (min. S235): Max. 10 meter. Longer spans => contact ABS
- Steeldeck/sandwich/wood/standing seam, etc: 7,50 - 8 meter. Longer spans => contact ABS
- Applies to max height of posts up to 600 mm. Above 600 mm post height? => contact abs for maximum span length.

Mounting direct to substructure or with non-force absorbing posts (posts <300 mm)



System direct to substructure with non-force absorbing posts (< 300 mm):

Straight systems	6 & 8 mm systems	1 ForceLimiter
1 Curve	6 & 8 mm systems	2 ForceLimiters
System with 2 or more curves	8 mm system	2 ForceLimiters



Post should not extend more than 300 mm above the roof service. When more than 300 mm above the roof surface, you should check your local regulations whether the post/lifelinesystem has to be attached to a lightning protection system.

Safety system

Expected maximum deflection of cable systems (EN 795:2012 type C) and rail systems (EN 795:2012 type D):

Product	Deflection (mm)	Field length (m)	Max users per system
ABS-Lock Sys I-IV	2220	10	4
	3070	21	4
ABS RailTrax	300	1,5	3
ABS AluTrax	370	2,4	3
ABS Lanyard	1250	2	4
	3000	10	4
	4000	18	4
ABS-Lock OnTop Max	900		1

The deflection increases if the system is installed on anchorage devices as per EN 795:2012 type A with corresponding support height. The maximum permitted angle between the guide and the horizontal is 15° for systems of type C (cable systems) and 5° for systems of type D (rail systems).

ABS-Lock SYS Safetylines

Notes and facts



Overview of uses

Model	Removable	Fits on 6 mm 8 mm	Runs over Curves Intermediate holder	Rope position Overhead Hip height Floor area	ATEX possible
Snap hook <small>DIN EN 362:2004</small> 	✓	✓ ✓	X X	✓ ✓ ✓ <small>up to 2,20 m</small>	X
ABS RopeGlide* <small>PS-ROLL</small> 	✓	✓ ✓	X X	✓ ✓ ✓	X
ABS UniSlide <small>SY-UNISLIDE</small> 	✓	✓ ✓	✓ ✓	X ✓ ✓	X
ABS SkyRoll <small>SY-SKYROLL</small> 	X	✓ ✓	✓ ✓	✓ ✓ X	✓
UniGlide PRO* <small>SY-1037</small> 	X	X ✓	X ✓	✓ X X	X
ABS QuattroRoll <small>SY-QuattroRoll</small> 	✓	✓ ✓	✓ ✓	✓ ✓ ✓	X

* abZ only in Germany applicable