# ABS-Lock III-BE Pro

L3-BE-PRO-XXX

ETA

F

DIN CEN/TS 16415:2017

DIN EN 795: 2012, A

3

MoA 277-04

## Werkzeuge | Tools

13, 24

24

16

## Sicherheitshinweise | Safety instructions

**DE** Montageanleitung beachten (1) und Sicherheitshinweise beachten (2).
**EN** Comply with the installation manual (1) and Comply with the safety instructions (2).
**FR** Respecter la notice de montage (1) and Respecter les consignes de sécurité (2).
**NL** Montagehandleiding in acht nemen (1) and Veiligheidsinstructies in acht nemen (2).
**BGR** Спазвайте инструкциите за монтаж (1) and Спазвайте инструкциите за безопасност (2).
**DK** Følg monteringsvejledningen (1) and Følg sikkerhedshenvisningerne (2).
**ET** Järgige paigaldusjuhendit (1) ja ohutusjuhiseid (2).
**FI** Noudata asennusohjeita (1) and Noudata turvallisuusohjeita (2).
**IT** Rispettare le istruzioni di montaggio (1) and Rispettare le istruzioni di sicurezza (2).
**PL** Przestrzegać zaleceń instrukcji montażu (1) and Przestrzegać zasad bezpieczeństwax (2).
**SK** Dodržujte návod na montáž (1) and Dodržujte bezpečnostné pokyny (2).
**SL** Sledite navodilom za namestitev (1) and Sledite varnostnim navodilom (2).
**ES** Observar las instrucciones de montaje (1) and Observar las indicaciones de seguridad (2).
**CS** Dodržujte návod k montáži (1) and Dodržujte bezpečnostní pokyny (2).
**HU** Vegye figyelembe az összeszerelési útmutatót (1) and Vegye figyelembe a biztonsági utasításokat (2).

**Für eine ordnungsgemäße Montage ist eine Dokumentation des Einbaus zwingend erforderlich!**
For a proper installation, a complete documentation of assemly is absolutely necessary.

## Kontakte | Contact persons

**Vertrieb & Technische Beratung**
Sales & Technical Support

+49 (0) 28 32 - 972 81 - 0
vertrieb@absturzsicherung.de

**Schulung**
Training

+49 (0) 28 32 - 972 81 - 148
schulung@absturzsicherung.de

**Montagevorbereitung**
Assembly

+49 (0) 28 32 - 972 81 - 260
service@absturzsicherung.de

## Mustertypenschild | Sample label

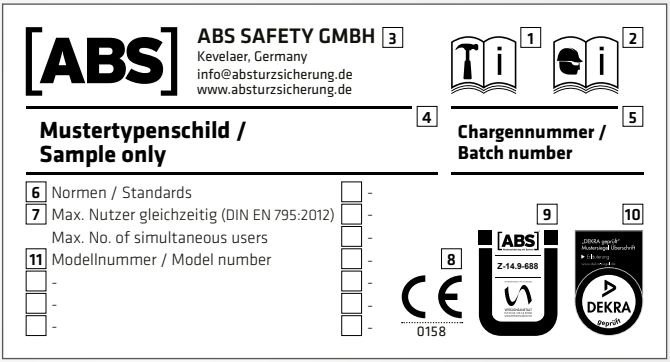

Lock Book

# Montageschritte dokumentieren

Document assembly step

**Dokumentation ist Pflicht!**

Documentation is compulsory!

lock-book.com


C 20/25
B 25
16
min.
300
mm
min. 90 mm
min. 120 mm

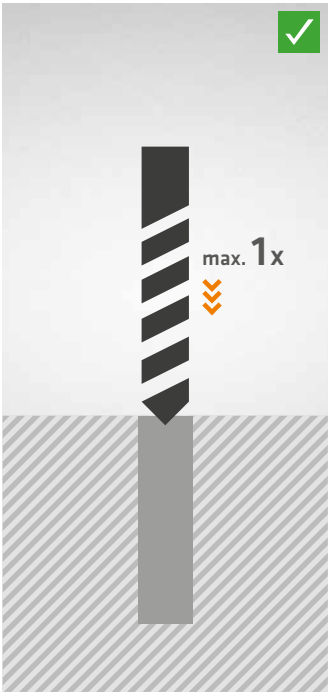
max. 1x

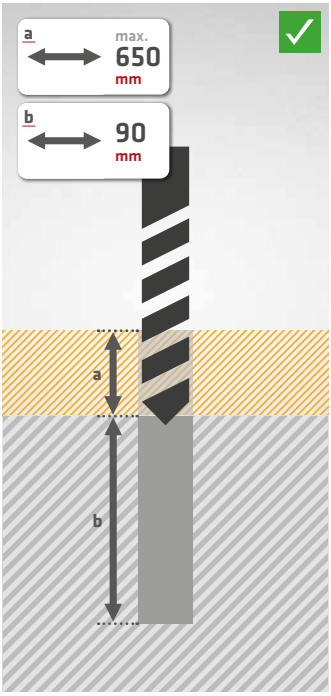
a
max.
650
mm
b
90
mm
a
b

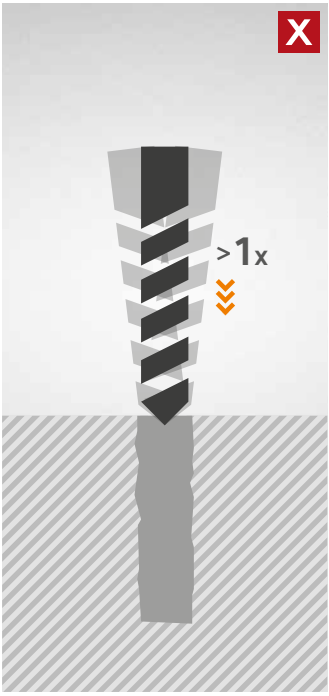
>1x

4x



Optional
L3-BE-EH

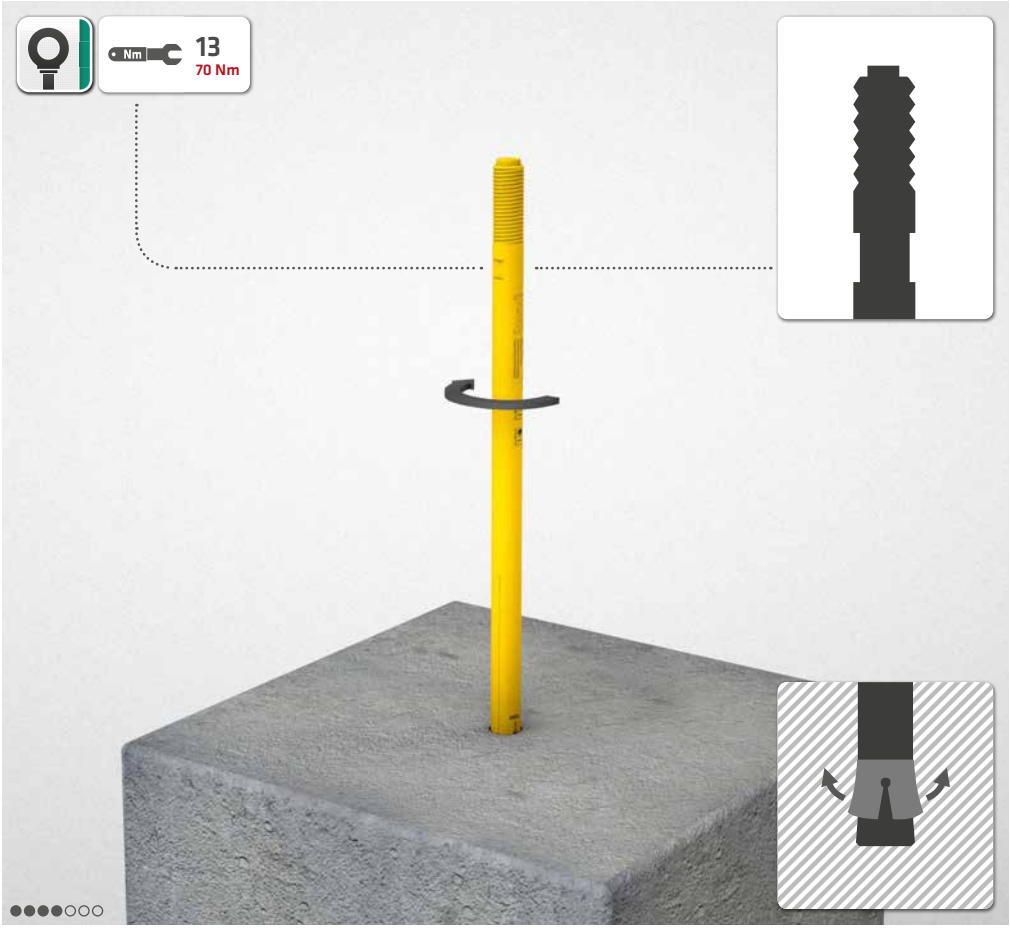
Nm
13
70 Nm

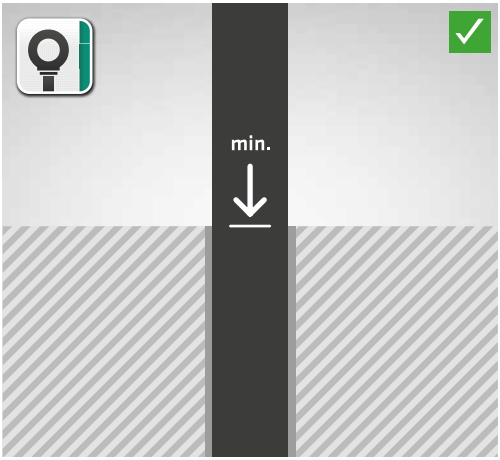
min.

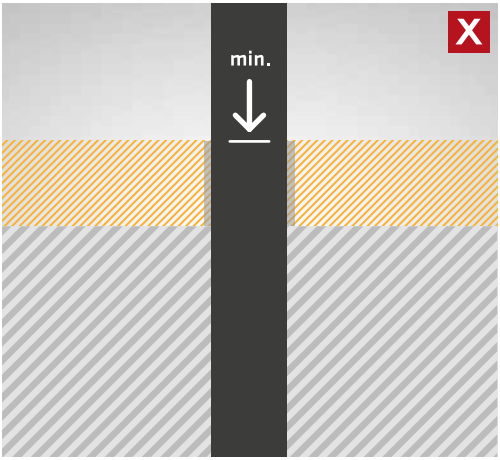
min.

Nm
24
70 Nm

# ALWAYS **ON TOP!**


## ABS Safety GmbH

Gewerbering 3
D-47623 Kevelaer
Germany

Tel.: +49 28 32 972 81 - 0
Fax: +49 28 32 972 81 - 285

info@absturzsicherung.de

www.absturzsicherung.de .de/en .de/fr .de/nl


RS 23. Februar 2021

instagram.com/abssafety

youtube.com/abssafetygmbh

facebook.com/ABS.Safety