

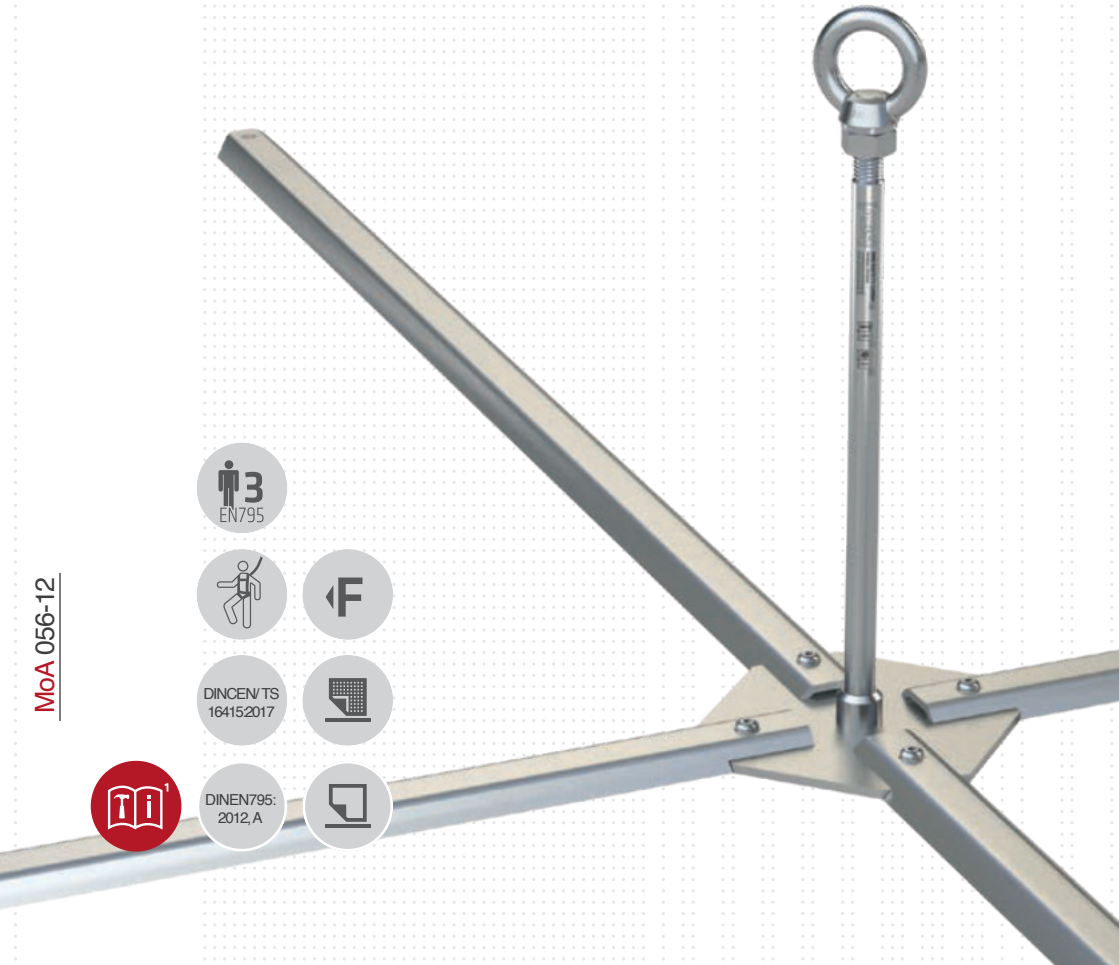


ABS-Lock OnTop®

L-OT



MoA 056-12



Werkzeuge | Tools



Sicherheitshinweise | Safety instructions



- DE** DieAnweisungenderMontageanleitung(1) undSicherheitshinweise(2) sindstrikteinzuhalten.
 - EN** Theinformationcontainedintheassemblyinstructions(1) andsafetyinstructions(2) mustbestriktlyobserved.
 - NL** Deaanwijzingenin demontagehandleiding(1) enveiligheidsvoorschriften (2) moetenstrikto wordennageleefd.
 - ES** Respeitelectricamente lasinstruccionesdel manual demontaje(1) y lasindicaciones de seguridad (2).
 - IT** Èassolutamentenecessarioattenersi alleistruzioni di montaggio(1) e allenormedi sicurezza(2).
 - FR** Lesinstructionsdelanoticedemontage(1) et lesconsignesdesécurité(2) doivent êtreformellement respectées.
 - PL** Należyścisłoprzestrzegaćinstrukcji montażu(1) i wskazańekbezpieczeństwa(2).
 - DK** Montagevejledningens(1) anvisninger somogsåskerhedshinvisningene(2) skal overholdes.
 - CZ** Jenutřnístřehodržovat instrukceobsaženév montážnímávodu(1) av bezpečnostníchpokynech(2).
 - GR** Πρέπει να τηρούνται αυστηρά οι οδηγίες του χειριριστού συναρμολόγησης (1) και των υποδείξεων ασφαλείας (2).
 - SK** Dôslednečítať ačítaťpokyny montážnehoávodu(1) a bezpečnostnépokyny(2).
 - TR** Montajklavuzunun(1) veğüvenlik uyarılarınıtamamlatılmalı(2) kesinlikleuyulmalıdır.
 - NO** Datersvevirkelige instruksjonenei monteringshåndboken(1) ogsikkerhetshet(2) følges.
 - RUS** Необходимо строго соблюдать требования руководства по монтажу (1) и инструкции по безопасности (2).
 - RO** Indicatiile din instrucțiunile demontare(1) și din broșuracu indicații desigurantă(2) trebuie respectate cu strictețe.
 - FI** Asennusohjeen(1) ja turvaohjevikoksen (2) ohjeita on ehdottomasti noudatettava.
 - SE** Anvisningarnaill monteringsanvisningen(1) och säkerhetsmanualen(2) måsteaktasunder allomständigheter.
 - H** इस्तेमाल के नक्शे(1) और सुरक्षासूचिका(2) मानेसमयमेंहम सही सेधरना कर्म जसमकरें।
- ZH** 必须严格遵守装配说明书 (1) 和安全须知单 (2) 中的指示。
- SQ** Jë çib të fazaqëqëndrimat dorazetëqëndri qendër (1) dhe të siguriat e punës (2) të cilat duhet të ndiqen me kujdes.

Kontakte | Contact persons

Vertrieb & Technische Beratung
Sales & Technical Support
+49 (0) 2832-97281-0
vertrieb@absturzsicherung.de

Schulung
Training
+49 (0) 2832-97281-254
schulung@absturzsicherung.de

Montagevorbereitung
Assembly
+49 (0) 2832-97281-260
service@absturzsicherung.de

Mustertypenschild | Sample label

ABS SAFETY GMBH 3

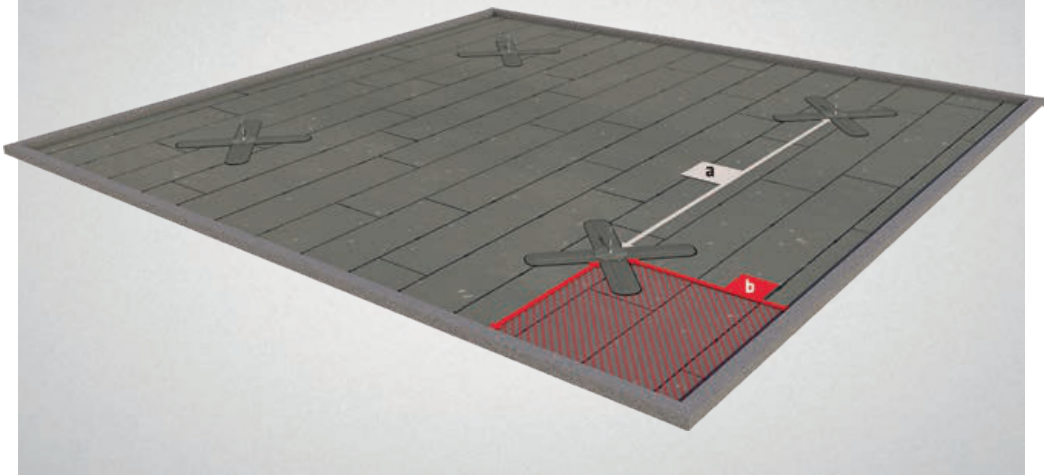

Kavelaar, Germany
info@absturzsicherung.de
www.absturzsicherung.de


**Mustertypenschild /
Sample only**


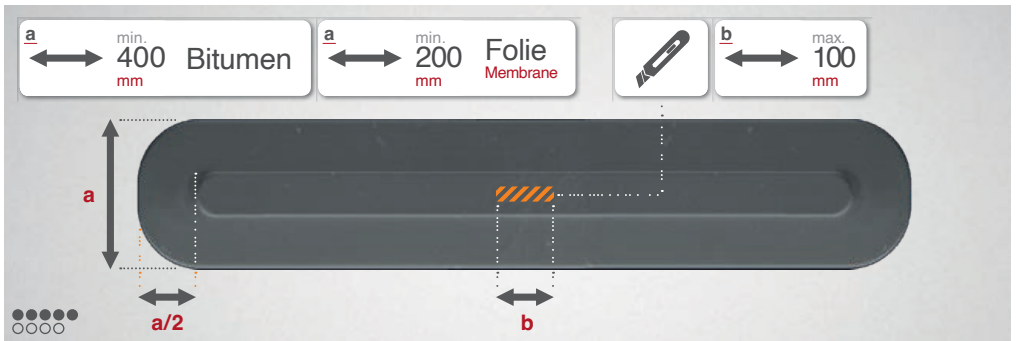


**Chargennummer /
Batch number**

6	Normen/ Standards	-
7	Max. Nutzer gleichzeitig (DIN EN 795:2012) Max. No. of simultaneous users	-
11	Modellnummer / Model number	-
-	-	-
-	-	-
-	-	-

8	CE
9	 Z-14.9-688
10	









MoA 184



MoA 258



 Nm 24
70 Nm





MoA 130

ABS-Lock OnTop®Control

L-OT-CON



ALWAYS ON TOP!

ABSSafety GmbH

Gewerbering 3
D-47623 Kevelaer
Germany

Tel.: +49 (0) 28 32- 97281- 0
Fax: +49 (0) 28 32 - 972 81- 29

info@absturzschutz.de

www.absturzschutz.de
www.protection-anti-chute.fr
www.fall-arrest.eu



youtube.com/abssafetygmbh



facebook.com/ABS.Safety